

Technical Datasheet - Transitions, Covers & Ramps

P.V.C. Dim Strip - RDIM

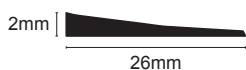
Product Description

Genesis RDIM is a flexible PVC profile designed to ramp down soft floor coverings, preventing trip hazards and providing a perfect neat edge to the installation.


Dimensions and Colour

Available in 40mm, 36mm and 26mm widths and 6mm, 4.5mm, 2.5mm and 2mm depths and in 15m coils and 2m lengths in Black or Dolphin Grey.

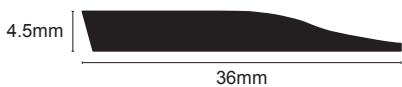
Range




RDIM20




RDIM25



RDIM45



RDIM60



Maintenance

Regular maintenance will prevent the buildup of dirt and grease.

Under no circumstances should degreasers of any type be used on this profile.

Similarly floor cleaners/ sanitizers which contain hydrocarbons or citrus based agents should not be used. Floor sealants, polishes should not under any circumstances be applied to PVC, the use of such aggressive detergents could result in colour fade within the PVC.

Daily

Brush down the profile using a soft bristled brush and remove any dust by wiping with a damp cloth.

Twice Weekly or as Required

Brush down the profile using a soft bristled brush with clean, warm water, containing the correct dilution ratio of a ph neutral cleaning solution. Then apply a small amount to a wet green scotch pad and gently clean the surface in a left to right motion. During the cleaning process, the water must be changed on a regular basis. Do not soak the profile.

Once the profile has been cleaned thoroughly rinse with fresh, clean water and dry with a dry lint free cloth.

Stubborn marks such as boot blacking may be removed by rubbing with a green scotch pad and neutral detergent. After cleaning, dry thoroughly with a lint free cloth.

Due to the physical properties of the PVC material, we strongly recommend that the green pad is changed regularly.

On completion the profile should be completely dry.

The cleaning methods described for the above mentioned products can be used with other Genesis products that are PVC.

Installation

1. Ensure the substrate is dry, smooth and free from any contaminants.
2. Lay the lengths of RDIM up to the edge of the floor covering and using a sharp knife or hacksaw cut the lengths to size.
3. Once cut apply a proprietary contact adhesive to the back of the profile and leave to dry.

Technical Details

PVC is particularly suitable for a wide range of applications due to its excellent chemical resistance.

Genesis profile RDIM is a Matt Grade filled flexible PVC extrusion. The physical properties of the material in terms of Mechanical performance, Softness, cold flex and cold bend and Water Absorption are all in accordance with BS2782.

P.V.C. Trim • Stair Nosings • Expansion Joints • Transitions • Seals • Edge Protection • Metal Trim • Skirting • Tools

Tel: +44 (0)1642 713000

Email: info@genesis-gs.com

www.genesis-gs.com

UK Head Office & Factory
Stokesley Business Park Stokesley
North Yorkshire TS9 5JZ UK



Genesis
For the Perfect Finish

